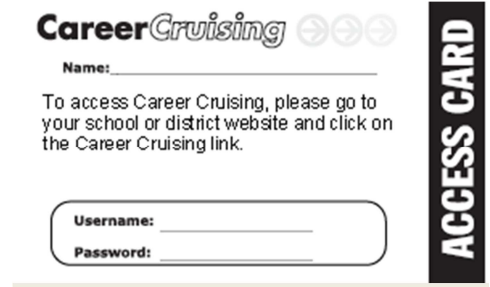


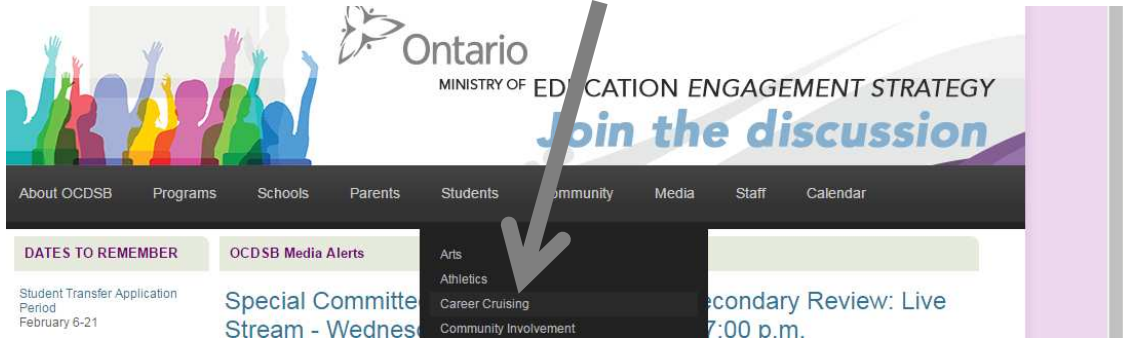
## Selecting Your Courses for Next Year

The course selection process has changed! You now can select all your courses **online!** Here are the steps to follow:

1. Get your login ACCESS CARD from Student Services. It will look like this:



2. Go to the web-site **ocdsb.ca** . Under the **Students** tab, click on **Career Cruising**.



3. Click on [Career Cruising Login](#)

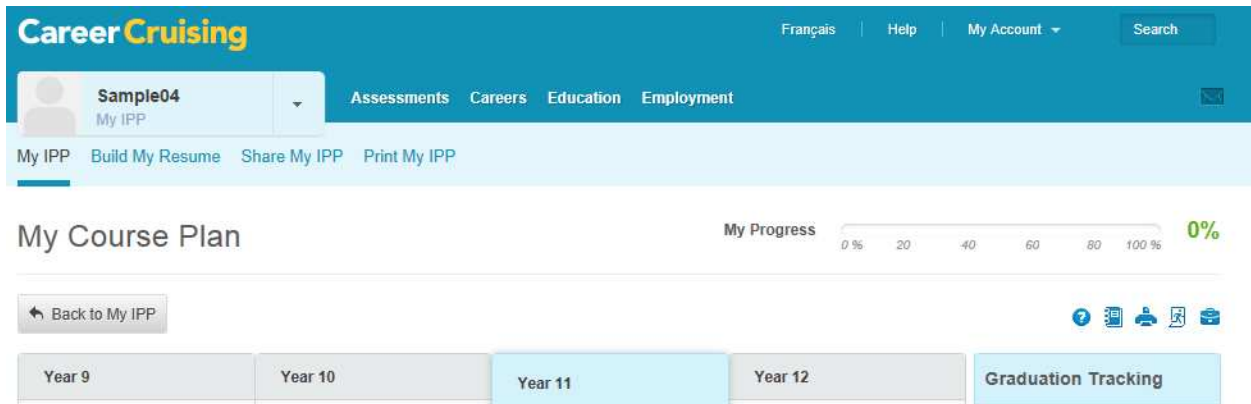
On the next screen Enter your **Username** and **Password** (see ACCESS CARD).

4. Follow the instructions (you may be asked to change your password) until you come to a screen that looks like this:

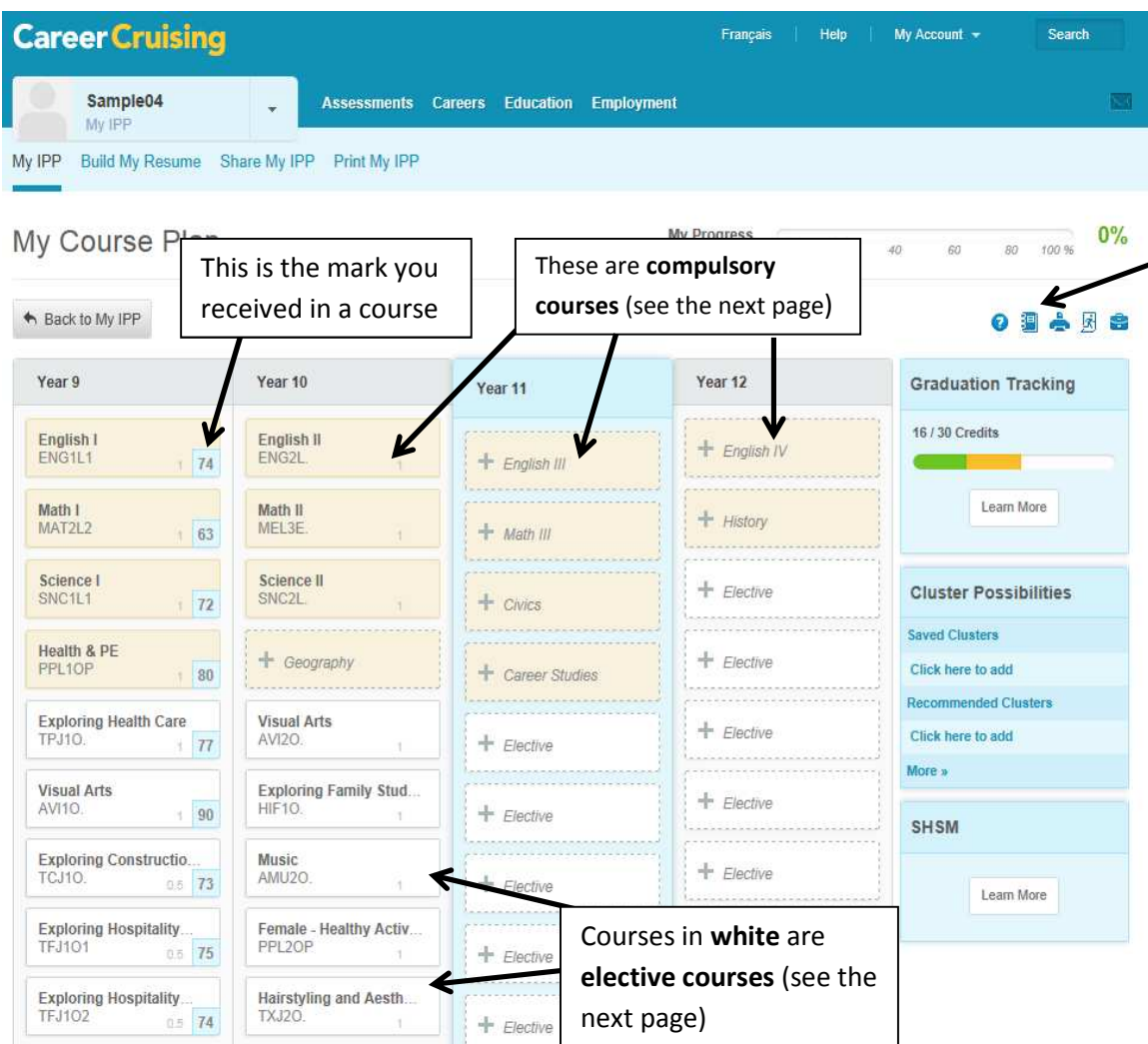


5. Click on **Choose My Courses** on the left side.

You should come to a screen that looks like the one below. It should list all of the courses you have taken, with your marks. **If you see a mistake, contact your Guidance Counsellor as soon as possible.**



6. From this screen, you may select your courses for **next year** or even for all of your years of high school. These selections will not be finalized until **a printed copy is reviewed by your guidance counsellor, signed by your parent or guardian, and submitted to the Student Services Department.**
7. If you have not already booked an appointment with your guidance counsellor, you must **book an appointment** to look over your choices and selections. See Ms. Li in the Student Services office in the morning to book an appointment.



Tips on using the “My Course Plan” screen:

Click here to see a list of all the courses offered at Sir Guy

This is the mark you received in a course

These are compulsory courses (see the next page)

Courses in white are elective courses (see the next page)

## Notes on Course Selection

**Compulsory Courses (shaded in yellow, at the top):** courses you **must take** in order to graduate from Sir Guy Carleton with an **Ontario Secondary School Diploma (OSSD)** or an **Ontario Secondary School Certificate (OSSC)**.

**Elective Courses (white, at the bottom):** courses YOU CHOOSE, that you are interested in. They can be any courses, such as technology, arts, or physical education courses.

**Prerequisite:** a course you **must have passed** in order to take a course. For example, in order to take Grade 11 Workplace English, you must pass Grade 10 Locally-Developed English.

**REMEMBER:** Just because you sign up for a course **DOES NOT** guarantee a spot in that course.

- If you have passed the prerequisite for a course, you can sign up for the course.
- If you would like to take a course, but do not have the prerequisite, **talk to your guidance counsellor**.

If you want more information about a course, **click** on it. You will see a box like this:

Name	Code	Credit	Type	Grade
Mathematics - Locally Developed	MAT1L	1	L	9

**Description**

This Grade 10 course is designed to allow students to solidify and extend their understanding of, and confidence in using, the concepts developed in MAT1L so that they are well prepared for success in the Mathematics Grade 11 Workplace Preparation course (MEL3E). In the Grade 10 course, students are asked to demonstrate a greater depth of understanding and level of complexity, in contexts that move them from their immediate personal environment to the larger community.

**Prerequisite**

Mathematics - Locally Developed (MAT1L) → Mathematics for W... (MEL3E)

**Legend:** ■ Earned ■ Planned / In Progress

**Type** indicates the level of the course.

**A** – Preparatory courses. These courses prepare students to take credit courses – credits are not granted for these courses.

**L** – Locally-developed courses. These for-credit courses are prerequisites for the senior Workplace courses.

**E** – Workplace courses. Senior for-credit courses. These courses lead to employment and some apprenticeship and college programs.

**O** – Open courses. These courses are open to all students..

**P** – Applied courses. These courses are prerequisites for College courses.

**C** – College courses. These are the courses that students need to apply to many college programs and some apprenticeships.

**Check with your Guidance Counsellor if you are not sure.**

8. In order to choose your courses, select a course box for next year, and select the course you would like to take from the list.

**English II** X

Name	Code	Credit	Type	Grade
English - Locally Developed	ENG2L.	1	L	10
English	ENG2P.	1	P	10
Language and Communication Development	KENBN.	0	A	10

Description	Prerequisite	Selected	Successor
<p>This course is designed to extend the range of oral communication, reading, writing, and media literacy skills that students need for success in secondary school and daily life. Students will study and create a variety of informational, literary, and graphic texts. An important focus will be on the consolidation of strategies and processes that help students interpret texts and communicate clearly and effectively. This course is intended to prepare students for the compulsory Grade 11 college or workplace preparation course.</p>	<div style="border: 1px solid #ccc; padding: 2px; margin-bottom: 5px;">English - Locally De... ENG1L. <span style="float: right; color: orange;">■</span></div> <div style="border: 1px solid #ccc; padding: 2px;">English ENG1P.</div>	<div style="border: 1px solid #00bcd4; padding: 2px; background-color: #e0f7fa; margin: 5px auto; width: 80px;">English ENG2P.</div>	<div style="border: 1px solid #ccc; padding: 2px; margin-bottom: 5px;">English ENG3C.</div> <div style="border: 1px solid #ccc; padding: 2px;">English ENG3E.</div>

■ Earned    ■ Planned / In Progress
 

Add Courses

9. Click on a course you want and select **Add Courses**. Do this for **all** the courses you would like to take next year, including alternate courses.

When choosing your courses, think about:

- What would you like to do after you graduate from high school?
- What courses do you need in order to graduate?
- What subjects are you interested in?
- If you have more questions, **talk to your Guidance Counsellor**.
- Nothing is final until a printed copy of your course selections is signed by a parent or guardian and approved by your Guidance Counsellor.

**The deadline for submitting your signed course selections is Friday, March 10th. If you do not complete your course selection by then, your Guidance Counsellor will pick courses for you.**